

IMPROVING THE PATIENT EXPERIENCE IN NOISE: FAST-ACTING SINGLE-MICROPHONE NOISE REDUCTION

Jason A. Galster, Ph.D. & Justyn Pisa, Au.D.



Background

Hearing-impaired listeners experience their greatest auditory challenges when listening in noise (Plomp, 1994; Kochkin, 2002). For this reason, developers of hearing instruments have made improving patient satisfaction when listening in noise an important goal. This paper introduces Noise Tranquility, a new Digital Noise Reduction (DNR) algorithm available in the AudioSync NOW[™] NT family of hearing instruments. Originally developed at our Hearing Research Center, Noise Tranquility has undergone numerous research and clinical trial evaluations. These studies quantified two outcomes: first, ensuring that the aggressive noise suppressing nature of Noise Tranquility does not degrade speech quality or understanding, and second, demonstrating improved ease of listening in noise.

A review of the research literature shows that DNR algorithms may improve comfort and sound quality when listening in noise (Bentler & Chiou, 2006; Mueller, Weber, & Hornsby, 2006; Ricketts & Hornsby, 2005). Listeners may also experience a decrease in listening effort as a result of DNR when listening in noise (Sarampalis, Kalluri, Edwards, Hafter, 2009). Sarampalis and colleagues suggest that reducing listening effort through the use of a DNR algorithm may improve a patient's ability to focus on a secondary task. This hypothesis originates from the theory that attention is drawn from a single, finite, cognitive resource (Baddeley, 1998). In other words, if a DNR algorithm can reduce the effort required to understand speech in noise, the hearing-impaired listener will be able to allocate more cognitive resources to a secondary task. Additionally, an idealized goal of any DNR algorithm would be the improvement of speech recognition in noise; however, research in this area suggests that patients may experience improved, decreased, or unchanged speech understanding, depending upon the test conditions (Galster & Ricketts, 2004; Mueller et al., 2006). The apparent lack of consistency throughout the literature reinforces the fact that improved speech understanding remains an elusive goal for DNR. However, because modern DNR algorithms reduce output in order to manage undesirable noise, it follows that a poorly designed algorithm risks degrading speech cues and compromising the audibility of speech.

Digital Noise Reduction Behavior

Traditional DNR algorithms have worked in a binary manner when processing speech and noise. If noise is the dominant signal in a hearing aid channel, a traditional DNR algorithm reduces gain in that channel by a specified amount; when speech is the dominant signal, the prescribed gain is unaffected. If the DNR algorithm responds slowly, the result is DNR that is inactive in the presence of speech and only active in high levels of noise. Noise Tranquility benefits from voice-finding technology that allows for near-instantaneous classification of desired speech or unwanted noise. The fast and accurate identification of speech allows Noise Tranquility to analyze and adapt at speeds fast enough to reduce segments of noise within sentences and speech.

Figure 1 is an illustration of overlapping noise (red) and speech (black). Noise Tranquility uses a number of cues, such as signal-to-noise ratio, overall level and signal modulation to classify acoustic environments. Speech is highly modulated whereas noise is typically more steady state in nature. The modulations of speech allow Noise Tranquility to identify noise as it becomes the dominant signal during the gaps in speech. When noise is identified in any channel, the gain in that channel is quickly reduced and reapplied as soon as the speech signal returns — this behavior is illustrated in Figure 2. In the case of fast-acting DNR algorithms such as Noise Tranquility, special consideration must be made to avoid the reduction of speech cues.

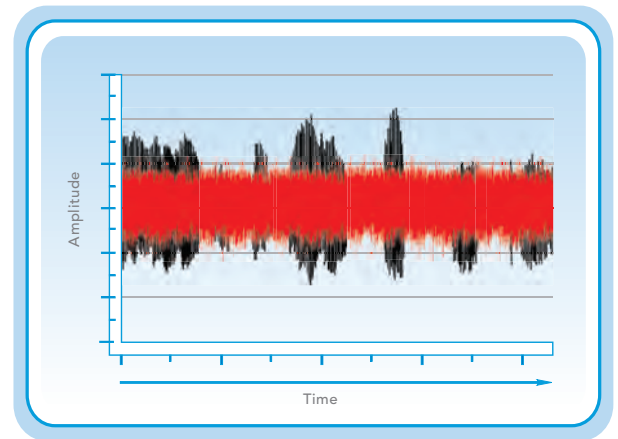


Figure 1. Illustration of a noise waveform in red, overlapping a speech waveform in black.

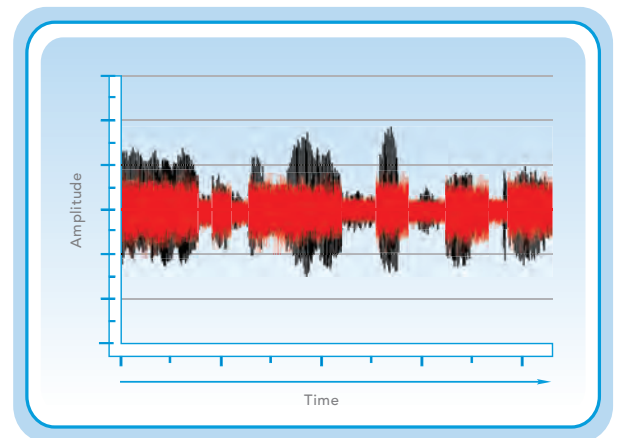


Figure 2. Illustration of noise in red, overlapping a speech waveform in black. This illustration demonstrates the behavior of Noise Tranquility to suppress noise between gaps in running speech.

Evaluation of Digital Noise Reduction Algorithms

Developed at our Hearing Research Center, Noise Tranquility underwent a battery of sound quality studies throughout research and development. Individual parameters of the algorithm were adjusted to accommodate the listening preferences of patients and to ensure that the algorithm was appropriately targeting noise in the gaps of speech. These early studies were completed prior to the implementation of the Noise Tranquility in a hearing aid. By focusing early development outside of the hearing aid platform, appropriate adjustments were easily made. After establishing algorithm parameters that ensured patient success in a laboratory setting, the next step was clinical validation of Noise Tranquility in the NOW NT hearing aid.

The successful transfer of Noise Tranquility to the AudioSync NOW NT hearing aids was validated through systematic clinical research. Forty-four hearing-impaired adults participated in a comprehensive clinical trial. Detailed results of this clinical trial are presented and discussed by Pisa, Burk, and Galster (In Press). In their study, the authors found that the NOW NT hearing aids significantly improved patients' ability to tolerate noisy environments. Participants also reported reduced listening effort, as measured by the Device-Oriented Subjective Outcome Scale (DOSO) (Cox, Alexander & Xu, 2009), with the test devices when compared to their own hearing aids.

Preservation of Speech in Noise

A system that is designed to reduce noise between gaps in speech must also retain the integrity of the valuable speech signal. Because speech modulations occur over a period of milliseconds, this can be a challenging task. If hearing aid output is reduced during gaps in speech, appropriately prescribed gain must be reapplied to the speech signal when it returns. A poorly designed noise reduction algorithm may not accurately track speech modulations, thereby compromising the integrity of the speech signal. A major design focus of Noise Tranquility was to ensure the preservation of these speech cues while aggressively reducing noise.

An electroacoustic benchmarking evaluation developed by Hagerman and Olofsson (2004) was used to illustrate the speech-preserving capability of Noise Tranquility. This evaluation method allows for the extraction of speech from a background of noise after processing through a digital noise reduction algorithm. For the purpose of this paper, the extracted waveforms are used to provide a qualitative visual example of how digital noise reduction algorithms implemented in today's hearing aids may distort or reduce speech when presented in background noise.

The test method developed by Hagerman and Olofsson (2004) is described in an excerpt from their publication: *Our approach is to present speech and noise simultaneously and make two measurements, one of them with the noise phase reversed. Taking the sum of the corresponding two output signals, or the difference, the output speech or the output noise can be extracted. Thus, the gain can be calculated for each of them, although they are present at the same time and influence the signal processing of the hearing aid in a normal way. (p. 356)*

Figures 3 and 4 show speech waveforms extracted from a background of noise using the Hagerman and Olofsson benchmarking evaluation. In Figure 3, a fast-acting noise reduction algorithm, currently available from a leading hearing instrument manufacturer, was used to process the speech and noise signals. In figure 3, it is readily apparent that the speech peaks have been compromised by the noise-reduction algorithm. Figure 4 shows the effect of Noise Tranquility on the same speech and noise samples. The lack of difference between the dark blue and light blue waveforms highlights the success of Noise Tranquility in maintaining the integrity of the speech signal, even while effectively reducing noise levels.

It was important to reinforce the electroacoustic evaluation of Noise Tranquility with perceptual measures of speech understanding. Forty-four hearing-impaired adults completed the Nonsense Syllable Test (NST) (Resnick, Dubno, Hoffnung & Levitt, 1975) after being fit with NOW NT hearing aids, the results of which are shown in Figure 5. The mean group performance without Noise Tranquility was 54.1 percent correct, with Noise Tranquility activated the mean performance of the same group was 55.4 percent correct, a difference of 1.3 percentile points. A one-way repeated-measures analysis of variance with a Bonferroni correction for multiple comparisons showed this difference to be insignificant ($p > .05$); the absence of a significant difference indicates that even when evaluating easily degraded high-frequency speech components, Noise Tranquility retains the integrity of that speech signal.

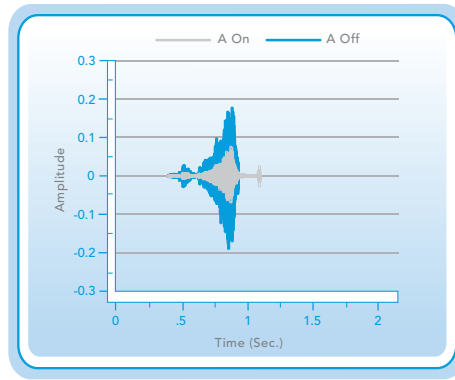


Figure 3. Two speech waveforms are shown, the dark blue is speech processed through a hearing aid with no noise reduction, the light blue waveform is speech processed through a commercially available digital noise reduction algorithm. Both examples are extracted from a background of noise using the Hagerman and Olofsson (2004) evaluation technique. The light blue waveform shows the effect of a competitive digital noise reduction algorithm on the speech waveform.

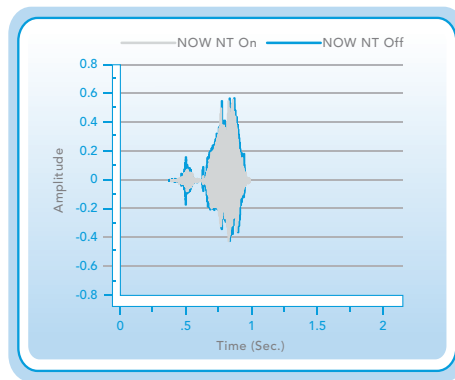


Figure 4. Two speech waveforms are shown, the dark blue is speech processed through the NOW NT with no noise reduction, the light blue waveform is speech processed through the same NOW NT with Noise Tranquility active. Both examples are extracted from a background of noise using the Hagerman and Olofsson (2004) evaluation technique. The light blue waveform shows the minimal effect of Noise Tranquility on the speech waveform.

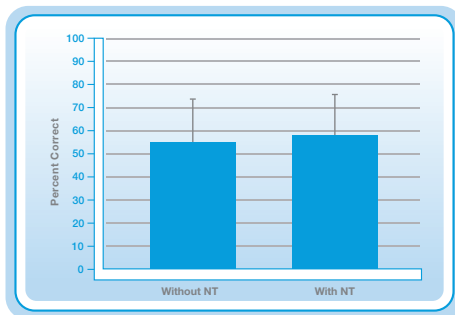


Figure 5. Percent correct on the nonsense syllable test (NST) with and without Noise Tranquility digital noise reduction processing.

Summary

Data collected from over 40 hearing-impaired research participants have demonstrated the benefits of Noise Tranquility and the NOW NT hearing aids. Based on these findings, professionals fitting an NOW NT instrument can expect patients to experience improved comfort and ease of listening in noise without sacrificing valuable speech cues.

Documenting and understanding the benefits of digital noise reduction has challenged the hearing aid industry for years. This new body of data surrounding Noise Tranquility and the NOW NT family of hearing aids helps to establish clinical expectations for modern digital noise reduction. By ensuring the integrity of speech, while documenting patient preferences and benefits, Noise Tranquility represents the paradigm of an evidence-based design.

Acknowledgements

We would like to thank Matthew Burk, Elizabeth Galster, Laurel Gregory, Ivo Merks, and Tao Zhang for developing the studies and completing the collection of data that support the information provided in this document.

References

- Baddeley, A. D. (1998). The central executive: A concept and some misconceptions. *Journal of the Neuropsychological Society*, 4, 523–526.
- Bentler, R., & Chiou, L.K. (2006). Digital noise reduction: An overview. *Trends in Amplification*, 10(2), 67-82.
- Cox, R.M., Alexander, G.C., & Xu, J. (2009). "Development of the Device Oriented Subjective Outcome Scale (DOSO)." Refereed poster presented at the Annual Meeting of the American Auditory Society, Scottsdale, AZ, March 2009.
- Galster, J.A., & Ricketts, T.A., (2004). "The effects of digital noise reduction time constants on speech recognition in noise." Poster presented at the International Hearing Aid Convention. Lake Tahoe, CA, September 2004.
- Hagerman, B., & Olofson, A. (2004). A method to measure the effect of noise reduction algorithms using simultaneous speech and noise. *Acta Acustica*, 90, 356-361.
- Kochkin, S. (2002). 10-Year Customer Satisfaction Trends in the US Hearing Instrument Market. *Hearing Review*, 9(10), 14-25, 46.
- Mueller, G.H., Weber, J., & Hornsby, B.W.Y. (2006). The effects of digital noise reduction on the acceptance of background noise. *Trends in Amplification*, 10(83), 83-93.
- Pisa, J., Burk, M., & Galster, E. (In Press). Evidence based design of a noise management algorithm. *The Hearing Journal*.
- Plomp, R. (1994). Noise, amplification, and compression: Considerations of 3 main issues in hearing-aid design. *Ear and Hearing*, 15, 2–12.
- Resnick, S.B., Dubno, J.R., Hoffnung, S., & Levitt, H. (1975). Phoneme errors on a nonsense syllable test. *Journal of the Acoustical Society of America*, 58, 114.
- Ricketts, T.A., & Hornsby, B.W.Y. (2005). Sound quality measures for speech in noise through a commercial hearing aid implementing digital noise reduction. *Journal of the American Academy of Audiology*, 16(5), 270-277.
- Sarampalis, A., Kalluri, S., Edwards, B., & Hafter, E. (2009). Objective measures of listening effort: Effects of background noise and noise reduction. *Journal of Speech Language and Hearing Research*, 52, 1230-1240.



AudioSync Hearing Technologies
6700 Washington Avenue South
Eden Prairie, MN 55344
877.278.8482

AudioSyncHearing.com