

RIC xTra Power

Receiver-In-Canal

Source 45

Available with 60
or 71 gain receiver



Features

Feedback Cancellation

Virtually eliminates annoying feedback

Environmental Adaptation

Continuously scans the environment and adapts appropriately for Quiet and Noise

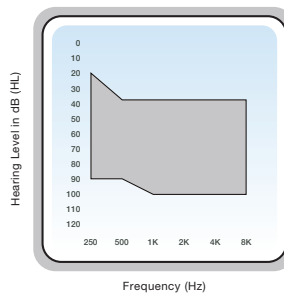
Dynamic Directionality

Automatically adapts to ensure optimal performance in all listening situations

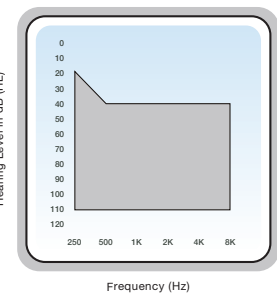
Tonal Indicators

Unique tones for memory, low battery, etc.

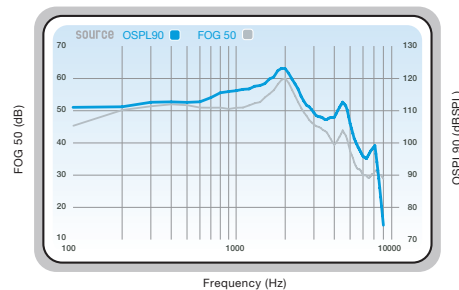
4 Memories Standard



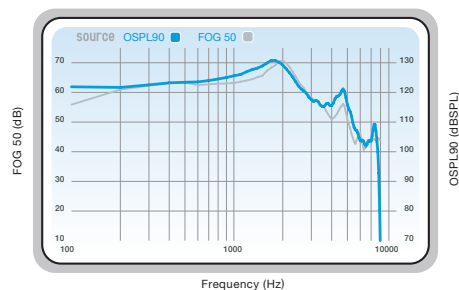
Source 45 RIC xTra Power 60 with custom occluded earmold (gray) fitting range.



Source 45 RIC xTra Power 71 with custom occluded earmold (gray) fitting range.



OSPL90 (blue) and Full-On Gain (gray) curves for the Source 45 RIC xTra Power at 123/60.



OSPL90 (blue) and Full-On Gain (gray) curves for the Source 45 RIC xTra Power at 131/71.

Source RIC xTra Power ANSI/IEC Data

Measurement	60 Gain Data		71 Gain Data	
	ANSI/IEC 2cc Coupler	IEC OES Coupler	ANSI/IEC 2cc Coupler	IEC OES Coupler
Peak OSPL90 (dB SPL)	123	130	131	139
HFA OSPL90 (dB SPL)	115	NA	125	NA
RTF OSPL90 (dB SPL)	NA	127	NA	136
Peak Gain (dB)	60	69	71	79
HFA Full-On Gain (dB)	52	NA	64	NA
RTF Full-On Gain (dB)	NA	63	NA	75
Frequency Range (Hz)	100 - 5400	NA	100 - 5300	NA
Reference Test Frequency (kHz)	NA	1.6	NA	1.6
HFA Frequencies (kHz)	1.0, 1.6, 2.5	NA	1.0, 1.6, 2.5	NA
Reference Test Gain (dB)	39	52	48	61
Harmonic Distortion				
500 Hz (%)	<3	<3	<3	<3
800 Hz (%)	<3	<3	<3	<3
1600 Hz (%)	<3	<3	<3	<3
Equivalent Input Noise (dB SPL)	<25	<25	<25	<25
Attack and Release Time (ANSI/IEC) – Test Mode				
Attack Time (ms)	20	20	20	20
Release Time 0.1s (ms)	5-150	5-250	5-150	5-250
Release Time 2.0s (ms)	5-150	5-250	5-150	5-250
Induction Coil Sensitivity				
HFA SPLITS (ANSI) (dB SPL)	NA	NA	NA	NA
MASL (IEC) (dB SPL)	NA	NA	NA	NA
ANSI/IEC Battery Current (mA)	1.2	1.2	1.6	1.6
Idle Current (mA)	1.1	1.1	1.3	1.3
Estimated Battery Life for 16-Hour Day				
312 Zinc Air (days)	7-10	7-10	5-8	5-8

Measurement Conditions and Recommendations

The data for Source are obtained and performance is expressed according to ANSI S3.22 (2003), IEC 60118-7 (2005) and IEC 60118-0 (1983) with Amendment 1 (1994-01). The AudioSync proprietary Real Time Analyzer as well as the AudioSync Automated Design Verification Test System comprise the basic test equipment. Data may be subject to change with product refinement.

Because of the adaptive signal processing capabilities of Source hearing instruments, the hearing instrument must be set to test mode to compare the actual performance of the hearing instrument with these specifications. Source hearing instruments may be set to test mode with Inspire® by reading the hearing aid and selecting the "Hearing Aid Test" screen from the menu on the left side of the Inspire window, then selecting the "Full On Gain" button.

RF IMMUNITY LEVEL: These hearing instruments have a cell phone immunity rating of M4. For your cell phone to be compatible with these hearing instruments, the cell phone needs an immunity rating of M1 or higher. Please consult your cell phone specifications for your cell phone immunity rating.